

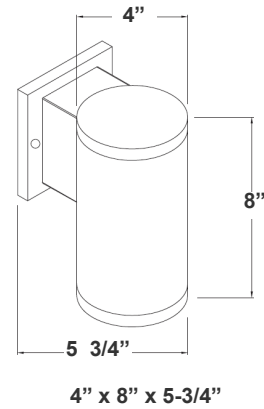
# WMC SERIES OUTDOOR LIGHTING

WMC-DL-MCT-BR-DT  
WMC-DL-MCT-BN-DT

Customer Name: \_\_\_\_\_

Project Name: \_\_\_\_\_

Note: \_\_\_\_\_ Type: \_\_\_\_\_



Ideal for general site lighting, walkways, and stairways, alleys, loading docks, doorway, pathway and parking areas

## Features

- Bronze & Brushed Nickel
- Multi CCT (Selectable Switch on the Bottom of the Arm, Protected by Silicon Cover to be Waterproof)
- 7-Year Warranty
- Outdoor Down Light

## Technical Specifications

### Electrical:

- Voltage: 120V AC
- Power Factor: >0.95
- Watt age: 15W
- Efficacy: 80 LPW

### Mechanical:

- Outdoor Wall Cylinders
- Housing: Die-cast aluminum
- Finish: Bronze/ Brushed Nickel
- Maximum Ambient Temperature: 104°F
- Rated life: 70,000 hrs
- Wet Location
- IP Rating: IP65

### Lighting:

- Dimming: TRIAC Dimming (Using Standard TRIAC LED Dimmers)
- Total Lumens: 1200LM
- Color Temperatures: 3000K/4000K/5000K
- Multi CCT (Selectable Switch on the Bottom of the Arm, Protected by Silicon Cover to be Waterproof)
- Color Rendering Index: CRI ≥ 80
- 7-Year Warranty
- Beam angle: 40°

### Applications:

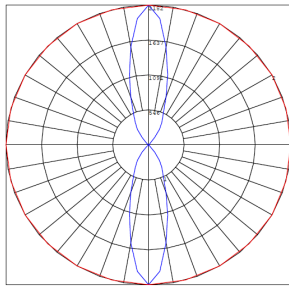
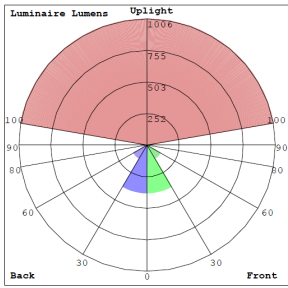
- Ideal for general site lighting, walkways, and stairways, alleys, loading docks, doorway, pathway and parking areas

### Other Models:

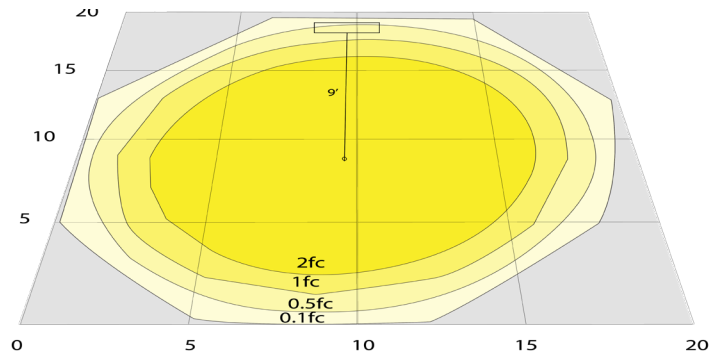
- 30W | 2400LM | WMC-UDL-MCT-BR-DT
- 30W | 2400LM | WMC-UDL-MCT-BN-DT



## Photometrics: WMC-DL-MCT



BUG Rating: B1-U5-G0



Area 25' x 25' Mounting Height: 9'

## Other Views:

Bronze Finish:



Side View



Front View



Back View



Lens View

Brushed Nickel Finish:



Side View



Front View



Back View



Lens View

## Performance Table: WMC-DL-MCT

MODEL NO.	Wattage	Voltage	Lumens	Color Temp.	BUG Rating	LPW
WMC-DL-MCT-BR-DT	15W	120V	2400LM	3000K/ 4000K/ 5000K	B1-U5-G0	80
WMC-DL-MCT-BN-DT	15W	120V	2400LM	3000K/ 4000K/ 5000K	B1-U5-G0	80

## Sample Ordering

Model Light Direction Color Temp. Finish Dimming

WMC - DL - MCT - [ ] - DT

BR = Bronze  
BN = Brushed Nickel

## Factory-Installed Option:

[ ]

Blank = No Option For Accessories  
OPT-PC-B = FOR 120V-277V PHOTOCELL

## Example:

1. WMC-DL-MCT-BR-DT (FOR WMC 15W DOWN LIGHT MCT BRONZE FIXTURE 120V)
2. WMC-DL-MCT-BR-DT OPT-PC-B (FOR WMC 15W DOWN LIGHT MCT BRONZE FIXTURE 120V) (FOR 120V-277V PHOTOCELL)

## FACTORY-INSTALLED OPTION:



OPT-PC-B  
FOR 120V-277V PHOTOCELL